

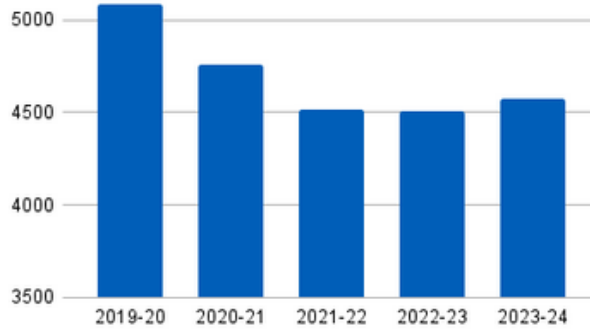
MVWSD Budget at a Glance

**2023-24
Fiscal Year**
December 2023
First Interim

Historical Enrollment

Enrollment

4,573



Schools

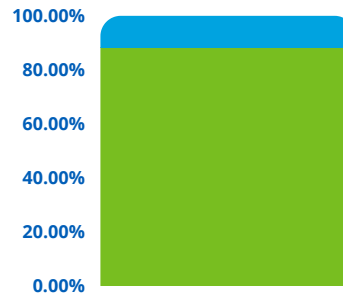
11

- 2 Middle
- 9 Elementary
- Preschools
- Afterschool Care

How is our district funded?

MVWSD is a **basic aid**, or “community-funded”, district (most of its revenue comes from **local property taxes**).

Revenue: \$111.7M

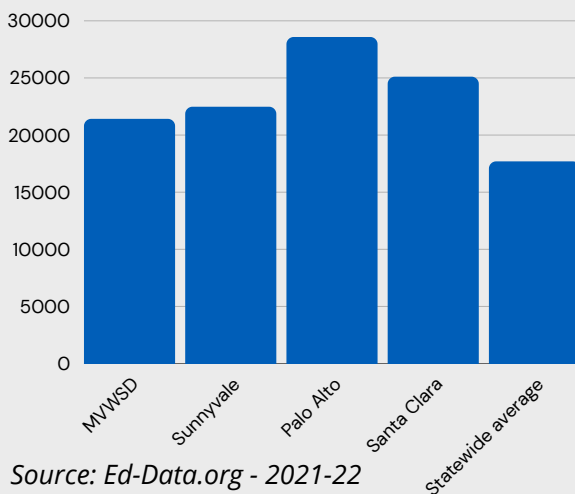


11.61%: State and Federal Funds

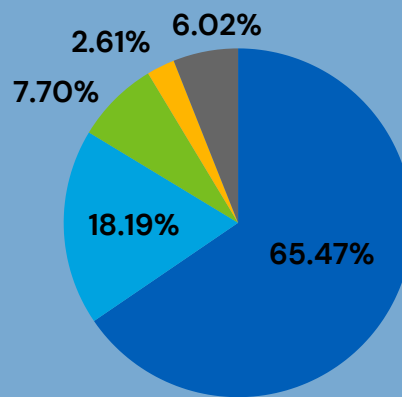
88.39%: Property Taxes and Other Local Revenue

\$21,419
per student

which is **less money** to spend per pupil compared to neighboring districts



How is this money spent on the district?



84%

of the budget goes directly to students

- Instruction**
 - Teacher Salaries
 - Special Ed Services
 - Pupil Testing
- Instructional Support**
 - Administration
 - Mental Health Services
 - Food Service
 - Technology
 - Transportation
- Operations**
 - Facilities & Maintenance
- Leadership**
- Other**

Full Time Equivalent



Staff in
Classrooms

365

Total Staff

595

Mountain View Whisman School District
1400 Montecito Avenue | Mountain View, CA 94043
Phone: 650-526-3500 | mvwsd.org/budget